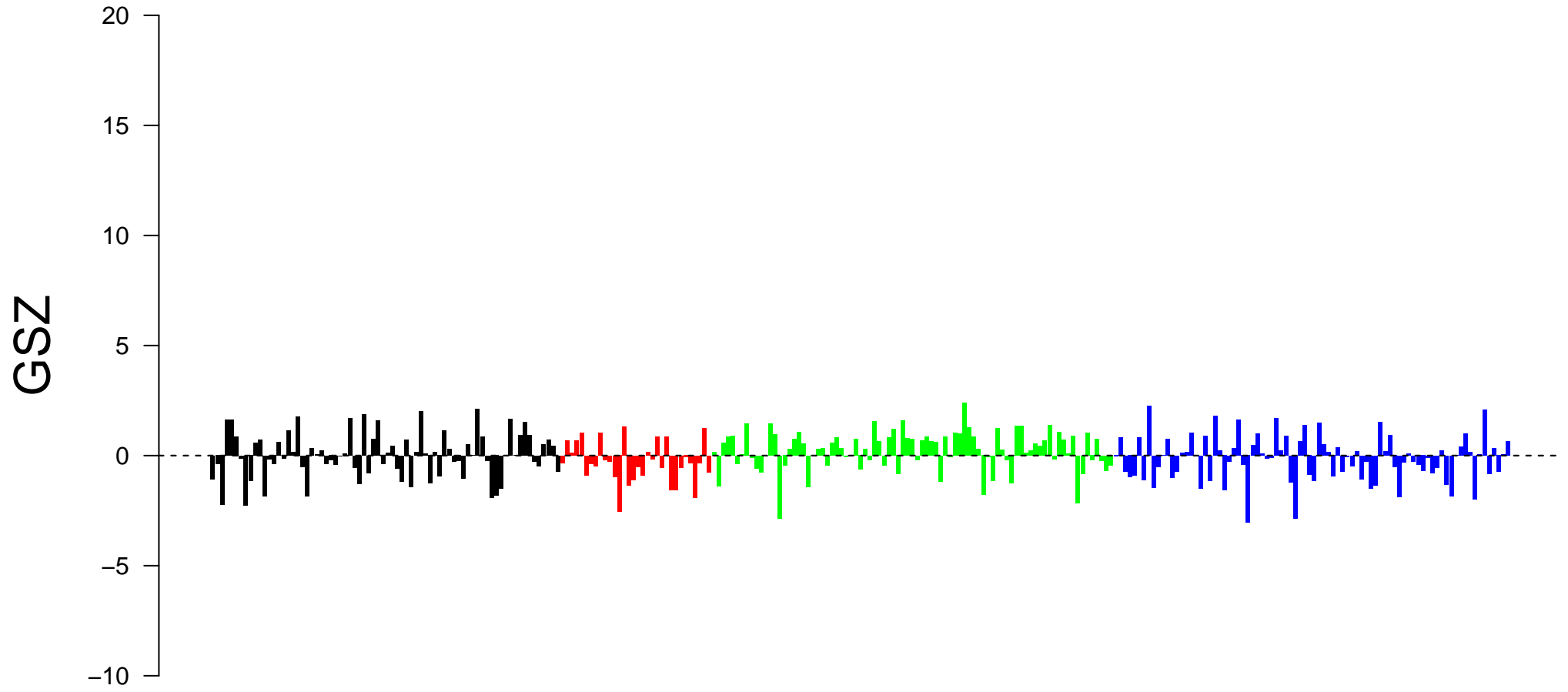
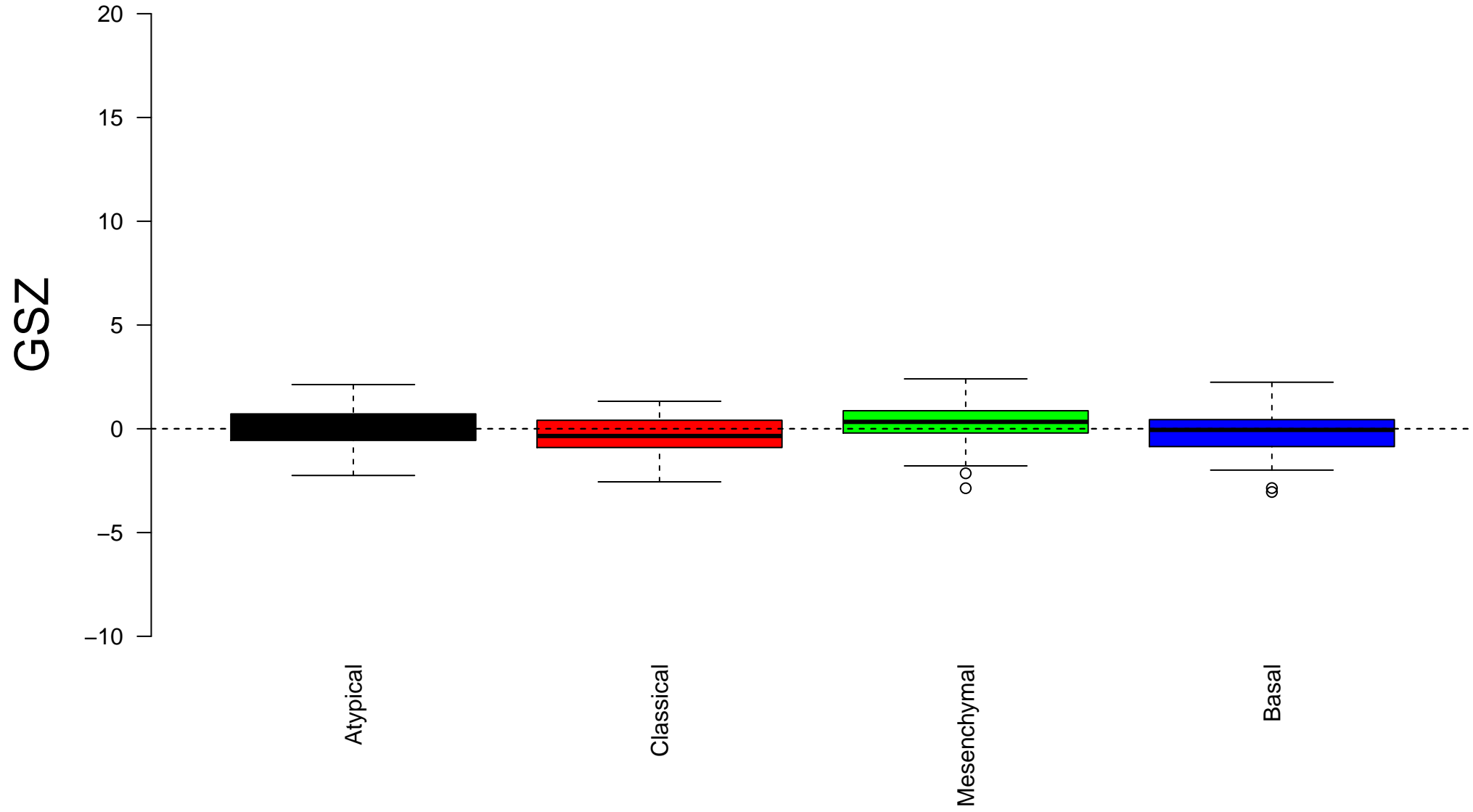


SA_B_CELL_RECEPTOR_COMPLEXES



SA_B_CELL_RECEPTOR_COMPLEXES



Enrichment in spots: SA_B_CELL_RECEPTOR_COMPLEXES


log(p.value)

0.6
0.4
0.2
0.0


A B C D E F G H I J K L M N O P Q R




Expression of SA_B_CELL_RECEPTOR_COMPLEXES in Spot A




Expression of SA_B_CELL_RECEPTOR_COMPLEXES in Spot B




Expression of SA_B_CELL_RECEPTOR_COMPLEXES in Spot C




Expression of SA_B_CELL_RECEPTOR_COMPLEXES in Spot D




Expression of SA_B_CELL_RECEPTOR_COMPLEXES in Spot E




Expression of SA_B_CELL_RECEPTOR_COMPLEXES in Spot F




Expression of SA_B_CELL_RECEPTOR_COMPLEXES in Spot G



Expression of SA_B_CELL_RECEPTOR_COMPLEXES in Spot H



Expression of SA_B_CELL_RECEPTOR_COMPLEXES in Spot I



Expression of SA_B_CELL_RECEPTOR_COMPLEXES in Spot J

Δe

1.0

0.5


0.0

-0.5


-1.0




Expression of SA_B_CELL_RECEPTOR_COMPLEXES in Spot K




Expression of SA_B_CELL_RECEPTOR_COMPLEXES in Spot L




Expression of SA_B_CELL_RECEPTOR_COMPLEXES in Spot M




Expression of SA_B_CELL_RECEPTOR_COMPLEXES in Spot N




Expression of SA_B_CELL_RECEPTOR_COMPLEXES in Spot O



Expression of SA_B_CELL_RECEPTOR_COMPLEXES in Spot P



Expression of SA_B_CELL_RECEPTOR_COMPLEXES in Spot Q



Expression of SA_B_CELL_RECEPTOR_COMPLEXES in Spot R

